

**CASE**  
CONSTRUCTION

# COMPACT TRACK LOADERS

TR270 | TR320 | TV380



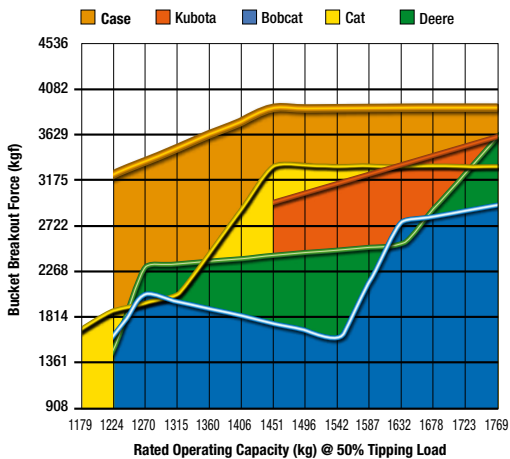
# Introducing a new generation

## Get more done

Climb inside a new Case compact track loader (CTL) and you'll feel the difference. Engineered from the ground up, this new line-up of equipment delivers more power. And that's just the start.

Our new CTLs delivers exceptional bucket breakout force (up to 3895 kg) and hinge-pin height. All three models deliver superior horsepower, giving you the muscle to get the job done faster.

Plus, they'll run all day long, thanks to improved fuel efficiency and new 76- to 96.5-ltr fuel tanks. One demonstration will prove it's time to trade up.



**Compare us to the competition. You'll feel the superior breakout force.**



**Your operators will be comfortable and productive in the spacious cab.**

## Comfort for the long haul

There's no comparison. Our engineers designed a cab that delivers more room, visibility, comfort and control.

Not only are they as much as 25 percent larger, but they also feature dozens of upgrades, such as optional heated air-suspension seats, air conditioning, a removable front door and side windows.

Our revolutionary ultra-narrow wire side-screen design and larger glass windows give you more visibility. With the Case-exclusive side lighting, you'll get more done - day or night.



# of Case compact track loaders!

## Dozer-style undercarriage

Our dozer-style undercarriage is engineered to hold fast on steep slopes and take command of muddy or sandy terrain. The undercarriage has a rigid track frame with fewer moving parts, so it is more durable and easier to maintain than suspension track systems.

The technology on our rollers and idlers reduces maintenance costs and increases undercarriage life. Plus, our new, narrow chassis width makes it easy to load and unload on trailers.



*Designed to take on the toughest challenges, these new CTLs are engineered to boost your productivity and profits.*

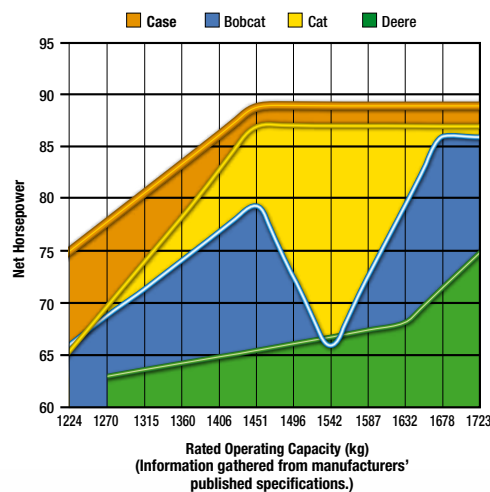
## Muscle to spare

Case compact track loaders have the muscle to get the job done - with rated operating capacities up to 1.905 kg\*. Our radial-lift TR270 and TR320 models are engineered for digging, prying and pushing, while the vertical-lift TV380 is for load-and-carry jobs. Plus, we deliver superior hinge pin height - which positions the bucket higher to load trucks faster and easier.

\* With counter weights

## See for yourself

See your Case dealer for a demonstration, and put a new Case compact track loader to work. Then visit [www.Casece.com](http://www.Casece.com).



**You get more horsepower with Case.**



# PROCOVER<sup>+</sup>

Protection Plan



## The Case dealer: your Professional Partner

Your success starts with world-class Case machinery and attachments. Your Case dealer will help you work smarter and faster by selecting equipment that delivers performance and operator comfort. Your dealer has the knowledge and experience necessary to help you choose the right attachments so you can...

- **Work faster and extend equipment life.**
- **Increase machine utilization.**
- **Increase your capabilities.**

Let your Case dealer service your machine on the jobsite. You'll be back on the job faster. Advantages include...

- **Responsive job site service to keep your equipment running.**
- **Increase machine uptime.**
- **Certified service staff and improved parts availability.**



## Parts

When you're looking for superior parts options to maximize the performance and lower the operating costs of your Case machinery, turn to CNH Original Parts to keep you equipped for success.

CNH Original Parts fit better, install faster and last longer and in an industry where "high impact" and "heavy lifting" are the norm, the smallest mechanical differences can lead to big problems.

CNH Original Parts from Case are manufactured from superior materials and specifically designed for Case construction equipment to continually and reliably withstand the punishment of everyday construction. So steer clear of mechanical problems and future breakdowns, by choosing CNH Original Parts from Case. They're the only parts that are field-tested and proven to keep your Case equipment performing its best.

## Service. Rely on Case to Deliver for You

Your commitment to your operation is evident every day, but that doesn't minimize the enormous pressure you face to reduce operating costs and improve productivity. So when you're on the job, make sure you have top-notch service and support of Case behind you every step of the way.

With our factory trained technicians, you can ensure that top-notch service professionals are working on your maintenance needs, so you can focus on your business and the big job challenges ahead, not on the tasks of servicing your equipment.

With your Case Service, you get more than mere oil changes. A Case Service ensures your Case equipment receives a thorough service that meets all requirements of its service schedules and properly maintains it for the day-in, day-out punishment of construction work.

Don't give another thought to time-consuming maintenance tasks. Simply rest easy and make certain that your service needs are taken care of by a Case factory trained technician

# PROCOVER<sup>+</sup>

Protection Plan



When the unexpected occurs, you need to know your equipment is protected. At Case Construction we understand the importance of your machinery being in good working order when it counts.

ProCover is designed to help keep your equipment working well beyond the manufacturer's base warranty period while taking away the concerns of the cost and inconvenience of mechanical failure.

## WHAT ARE THE ADVANTAGES OF PROCOVER?

### PEACE OF MIND

Provides protection beyond the Manufacturer's Base Warranty Period.

### FLEXIBLE OPTIONS

Plans can be customised to meet individual needs.

### DEPENDABLE SERVICE

Eligible repairs completed by an authorised Case Construction Dealership and their trained service technician's using genuine OEM parts & lubricants.

### TRANSFERABLE PROTECTION

New Equipment Plans may be transferred to a new owner at no charge

## COVERAGE

- **STANDARD PROTECTION PLAN 3 Year / 3000 Hour**

Additional years/hours can be purchased. Please contact your local Case Construction dealer for further information.

# STANDARD PROCOVER PLUS PROTECTION PLAN CONSTRUCTION EQUIPMENT MASTER PARTS SCHEDULE

This plan provides coverage for the components listed below when a failure occurs due to a defect in material or workmanship, and may provide coverage for additional components not listed when the damage is caused by or resulting from a covered failure of a listed component.

## PREMIER COMPONENTS COVERED

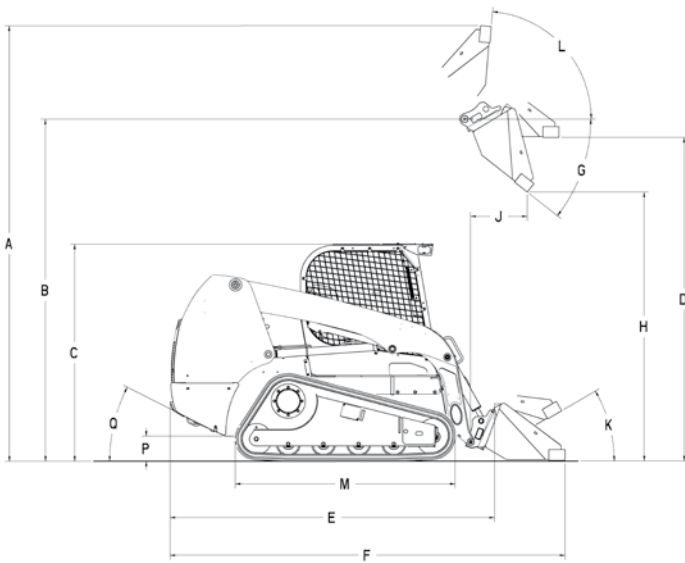
ENGINE AND ALL INTERNAL LUBRICATED COMPONENTS WITHIN	TRANSMISSIONS/AXLES/HYDROSTATICS	ELECTRICAL	HYDRAULICS
Accessory Gears	Axle Housing	Alternator	Accumulator And Related Relief Valve
Air Intake Hose	Axle Shaft	Gauges	Brake Accumulator
Camshaft	Clutch Discs (Wet Only)	Horn	Brake Pressure Sensor
Camshaft Bearings	Clutch Plates (Wet Only)	Indicators	Brake Pump, Brake Valve
Camshaft Drive Gear	Control Rods	Instruments	Differential Lock Valve
Catalytic Converter	Counter Shaft Clutch	Electronic Joysticks	Fan Pumps And Motors
Charge Air Cooler	Differential Housing	Electric Motors	Hydraulic Cylinders
Cold Start Enrichment Systems	Differential Pinion Gear / Ring Gear	Factory Installed Telematics	Hydraulic Hoses and Piping
Connecting Rods & Bearings	Drive Axle Hub	Sensors	Hydraulic Motors
Crankshaft Bearings & Gear	Drive Shaft Support Bearing	Solenoid Valves	Hydraulic Oil Coolers
Crankshaft Including Front And Rear Crankshaft Seals	Drive Shaft with Universal Joints	Starter And Starter Solenoid	Hydraulic Pumps
Cylinder Heads/ Head Gaskets	Electronic Transmission Controller and Valve	Switches	Hydraulic Reservoir
Cylinder Liners	Enclosed Oil Immersed Chains and Sprockets	Traction Control System	Hydraulic Valves
Diesel Exhaust Fluid Tank and Dispensing System	External Oil Lines	Voltage Regulator	Internal O-Rings and Bonded Washers
Diesel Particulate Filter	Filler Tubes (Transmission)	Wiring Harnesses	Pilot Control
EGR System Manifold	Final Drive Pinion	Wiring Harnesses Exclusions	Pressure Reducing Valves
Electronic Engine Control Module	Final Drive Planetary Gears	Rubbing, Chafing, Loose Or Corroded Connections	Unloading Valves
Engine Block	Front Wheel Drive Sensors	<b>FACTORY INSTALLED HEAT AND AIR CONDITIONING</b>	<b>STRUCTURAL</b>
Engine Mounts And Supports	Hydraulic Drive / Travel Motor	Accumulator	Backhoe Booms
Engine Oil Cooler	Hydraulic Drive Pump	Clutch	Backhoe/Excavator Dipper Sticks
Engine Speed Controls, Linkages, and Cables	Hydraulic Transmission-Control Valve	Compressor	C Frame
Exhaust Manifold and Muffler	Hydrostatic Motor	Condenser	Car Body
Fan And Fan Drive	Hydrostatic Transmission Charge Pump	Dryer	Chassis
Filter Mount	Hydrostatic Transmission Pump	Evaporator	Circle Frame
Flywheel, Ring Gear	Hydrostatic/Hydraulic Pump Drives	Expansion Valve	Engine Frame
Front And Rear Engine Covers And Seals	Internal Lubricated Clutch Housings	Heater Core	Equipment Frame
Front Damper	Internal Transmission Control Linkage	Hoses	Excavator Booms
Fuel Lines	Internal Wet Service Brakes	Pulley	Falling Object Protection Structure (FOPS)
Fuel Tank	MFWD Axle/Differential Assembly including Driveshaft and U Joint	Seals & Gaskets	Forklift Masts
Fuel Transfer Pump & Gasket	Planetary Gear Carrier	Temperature Control Programmers and Valves	Inner and Outer Dipper Arms of the Extendable Boom (Backhoe Loader)
Injection Pump	Pneumatic Valves	<b>OPERATOR AREA</b>	Main Frame
Injectors	Rotary Hydraulic Manifold	Covers and Panels	Rollover Protection Structure (ROPS)
Intake and Exhaust Manifold And Gaskets	Splitter Drive/Drop Box	Exterior/Interior Door/Panel Latches, Hinges & Struts	Swing Frame
Oil Filler Tube	Steering Clutches (Wet)	Exterior/Interior Moldings	Swing Tower Castings (Backhoe Loader)
Oil Lines	Swing Motor And Swing Gear Box	Knobs for Switches and Handles	Track Frame
Oil Pan And Gasket	Torque Converter	Mirrors	Wheel Loader/Skid steer Loader Arms
Oil Pump	Torque Converter Pump	Seat Frame & Suspension	
Pistons & Rings	Transfer Drive		
Pre-Cleaner/Air Cleaner Housing	Transmission Case		
Pressure/Temperature Sensors & Sending Units	Transmission Gears, Bearings, & Shafts		
Pulleys	Transmission Pump		
Radiator	Travel & Swing Sections (only) Of Main Control Valve		
Rocker Arm Assembly	Travel Control Valve		
Selective Catalytic Reduction System	Turntable Bearing		
Thermostats	Undercarriage Roller And Idler Seals And Bearings		
Timing Gears	Undercarriage Tensioners		
Turbocharger And Gasket	UNDERCARRIAGE EXCLUSIONS: Sprocket, Tracks, Pads, Bolts, Chains, Or Any Failure Due To Wear, Or Breakage Caused By Wear		
Valve Cover And Gasket			
Water Piping			
Water Pumps			

This plan excludes coverage for any failure to any component caused by or resulting from the failure of a component not listed as a covered component, including any resulting damage to a listed component. See the Terms and Conditions document for complete plan details.

SPECIFICATIONS AND SERVICEABILITY	TR270	TR320	TV380
<b>Engine</b>	Case 432T/M3	Case 432T/M3	Case 432T/M3
Gross hp (kW) @ 2500 rpm	74 hp (55 kW)	90 hp (67 kW)	90 hp (67 kW)
Net hp (kW) @ 2500 rpm	70 hp (52 kW)	84 hp (63 kW)	84 hp (63 kW)
Peak torque @ 1400 rpm	275 Nm	340 Nm	340 Nm
Displacement	3.2 l	3.2 l	3.2 l
<b>Rated operating load</b>			
50%	1225 kg (2,700 lb)	1451 kg (3,200 lb)	1723 kg (3,800 lb)
35%	859 kg (1,890 lb)	1018 kg (2,240 lb)	1209 kg (2,660 lb)
<b>Tipping load</b>	2450 kg (5,400 lb)	2902 kg (6,400 lb)	2446 kg (7,600 lb)
<b>Breakout forces</b>			
Bucket cylinder	31.8 kN	38.2 kN	38.2 kN
<b>Operating weight</b>	3720 kg (8,200 lb)	4355 kg (9,600 lb)	4625 kg (10,200 lb)

## Superior serviceability

Ask your technicians. Case has a reputation for easy-to-maintain and service equipment. The new Case compact track loaders are no exception, with features such as remote-mounted filters, ground-line access for daily maintenance checks and grouped service checkpoints.



	TR270	TR320	TV380
<b>A.</b> Overall operating height	3.89 m	4.01 m	4.22 m
<b>B.</b> Height to bucket hinge pin	3.12 m	3.21 m	3.34 m
<b>C.</b> Height to top of ROPS	1.99 m	2.04 m	2.04 m
<b>D.</b> Bottom of bucket fully raised	NA	NA	NA
Overall length -			
<b>E.</b> without attachment	2.67 m	2.95 m	2.95 m
<b>F.</b> with bucket	NA	NA	NA
<b>G.</b> Dump angle	39.6°	38.3°	53.5°
<b>H.</b> Dump height with bucket	2.49 m	2.6 m	2.6 m
<b>J.</b> Dump reach @ max. height	0.57 m	0.54 m	0.79 m
Max. attachment rollback -			
<b>K.</b> at ground level	31°	29.7°	34°
<b>L.</b> at full height	98.6°	99.7°	86°
<b>M.</b> Wheelbase	NA	NA	NA
<b>P.</b> Ground clearance	0.20 m	0.24 m	0.24 m
<b>Q.</b> Angle of departure	32°	32°	32°
Overall width	1.68 m	1.88 or 1.93 m	1.88 or 1.93 m

**AUSTRALIA:**  
31-53 Kurrajong Road  
St. Marys NSW 2760

**CASE** Customer Assistance  
**1300 99 CASE**

**NOTE:**  
Standard and optional fittings can vary according to the demands and specific regulations of each country. The illustrations may include optional rather than standard fittings - consult your Case dealer. Furthermore, CNH reserves the right to modify machine specifications without incurring any obligation relating to such changes.



Conforms to directive 2006/42/EC



Form No. ANZ3101CCGB - Printed in Australia - MediaCross Firenze - 11/13



www.casece.com